

DOMESTIC SLIMLINE LUMINAIRE



IP 20

DSL11/DSL11

LUMINAIRE:

Channel fabricated from CRCA MS sheet and stove enamelled in reflecting white from outside. Prewired specially designed push fit bi-pin rotor holders, vacuum pressure impregnated ballast, starter and mains connector. The accessories are enclosed in the perforated metallic end cover, stove enamelled to enhance the aesthetic appeal of the luminaire. Channel is covered with an extruded polystyrene serrated diffuser in case of DSLD. Diffuser is held in place by decorative end covers.

MOUNTING:

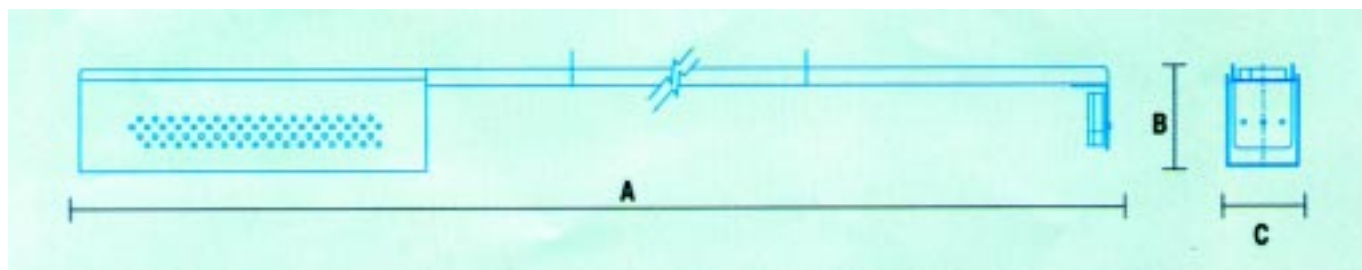
Two nos. 4.5 mm dia holes facilitate wall / ceiling mounting.

CABLE ENTRY:

Is through the inlet provided in the channel on top of the end cover.


APPLICATIONS:

Ideal for use at homes for kitchens, hall, bedrooms lighting as well as in offices, shops, etc.



Cat Ref	Lamp			Voltage (V)	Current (A)	Dimension (mm)			Approx Wt (Kgs)	Case lot (Nos)
	Type	No	Watts			A	B	C		
DSL1112LDB	FTL	1	18/20	230	0.37	790	58	50	0.8	12
DSL1114DB	FTL	1	36/40	230	0.39	1400	58	50	1.1	12
DSL1112LDB	FTL	1	18/20	230	0.37	810	60	55	1.0	12
DSL1114LDB	FTL	1	36/40	230	0.39	1415	60	55	1.5	12

DOMESTIC JEWEL BOX LUMINAIRE



IP 20

DJB12

LUMINAIRE:

Comprises box type channel fabricated from CRCA MS sheet stove enamelled reflecting white from inside and outside. Channel cover is also stove enamelled reflecting white. Prewired with vacuum pressure impregnated copper ballast, starter sets, push fit bi-pin rotor holders and mains connector.

MOUNTING:

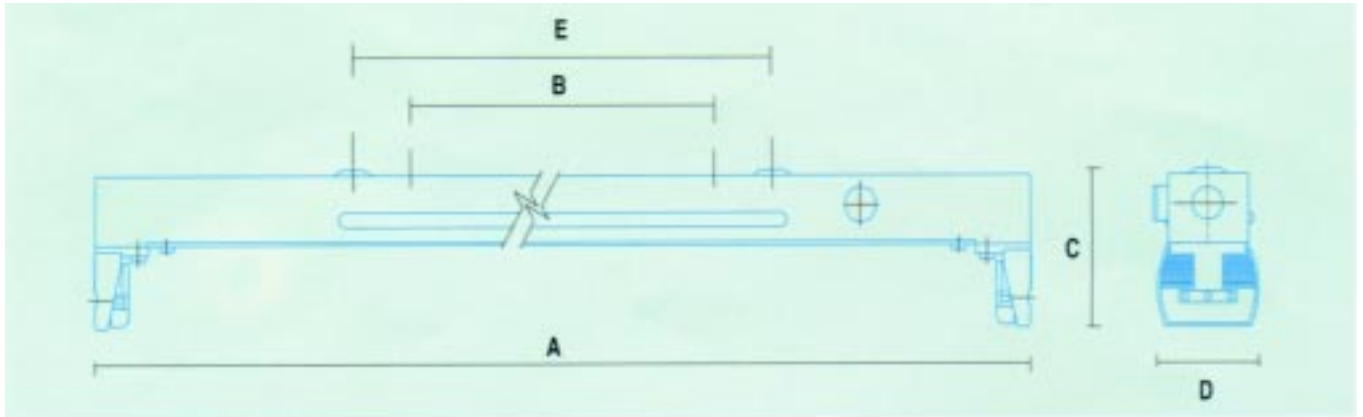
20 mm conduit knockouts provided for conduit suspensions.

CABLE ENTRY:

Is through conduit knockout.

APPLICATIONS:

Suitable for use in shops, offices, warehouses, stores etc.



Cat Ref	Lamp			Voltage (V)	Current (A)	Dimension (mm)					Approx Wt (Kgs)	Case lot (Nos)
	Type	No	Watts			A	B	C	D	E		
DJB1214LDB	FTL	1	36/40	230	0.39	1236	600	80	56	680	1.6	10
DJB1224LDB	FTL	2	36/40	230	0.78	1236	600	80	103	680	2.4	10
DJBU12LUB	FTL	1	18	230	0.37	641	-	65	36	380	1.3	20
DJBU14LUB	FTL	1	36	230	0.37	1246	-	65	36	680	1.6	20

1. Ultra slim version of the Luminaire prewired with VPIT ballast USB 6020/ USB 6040 also available cat. ref. for which is DJBU12 LUB / DJBU14 LUB and suitable for single 18/36 W FTL (width of Luminaire is 36mm only). Elegantly styled white decorative end covers available as standard. Other end cover colour options available are yellow, red, brown, grey and black for which add suffix 'Y'/'R'/'B'/'G'/'BK' respectively to the Cat. Ref.

2. If 1x36/40 W FTL luminaire is required with electronic ballast EBFN14LC, please replace suffix 'DB' with 'EBLC' to Cat. Ref. of the luminaire.

DECORATIVE DOMESTIC LUMINAIRE



IP 20

DIS11/DSCX12

LUMINAIRE:

Comprises a channel, fabricated from CRCA MS sheet and finished in reflector white. Prewired with ballasts, starter seats, push fit bi-pin rotor holders and mains connector. Diffusers are held in position by high impact polystyrene end covers. Polystyrene diffuser of DIS is opal and DSCX12 is coextruded with opal sides and prismatic base.

RELAMPING:

Diffuser can be easily opened for maintenance by removing end covers.

MOUNTING:


Two nos. 20 mm knockouts facilitate conduit suspension.

CABLE ENTRY:

Is through conduit knockouts.

APPLICATIONS:


Suitable for domestic interiors as also for offices, shops, banks etc.



Cat Ref	Lamp			Voltage (V)	Current (A)	Dimension (mm)				Approx Wt (Kgs)	Case lot (Nos)
	Type	No	Watts			A	B	C	D		
DIS1112L	FTL	1	18/20	230	0.37	634	360	69	93	1.2	8
DISL1114L	FTL	1	36/40	230	0.39	1240	600	69	93	2.05	8
DIS11124L	FTL	2	36/40	230	0.78	1240	600	113	95	3.05	6
DSCX1212L	FTL	1	18/20	230	0.37	634	360	69	93	1.2	8
DSCX1214L	FTL	1	36/40	230	0.39	1240	600	69	93	2.05	8
DSCX1214L	FTL	2	36/40	230	0.78	1240	600	113	95	3.05	6

If 1 x 36/40 W FTL luminaire is required with VPIT copper ballast viz: SFB 4340 ballast or with electronic ballast EBFN14LC, please replace suffix 'L' with 'DB' or 'EBLC' in the Cat. Ref. of the luminaire e.g. DSCX1214EBLC is luminaire with electronic ballast.

DECORATIVE JUBILEE LUMINAIRE



IP 20

DSJ

LUMINAIRE:

Channel is fabricated from CRCA MS sheet and finished in reflector white. Prewired with vacuum pressure impregnated copper ballast, push fit bi-pin rotor holders, starter sets and mains connector. A triple extruded polystyrene diffuser with prismatic base is retained in position by high impact polystyrene end covers. The diffuser is available in different colour bands viz. amber, blue, and clear for greater aesthetic appeal.

MAINTENANCE:

The end plates and polystyrene diffuser can be easily removed for lamp replacement and maintenance.

MOUNTING:

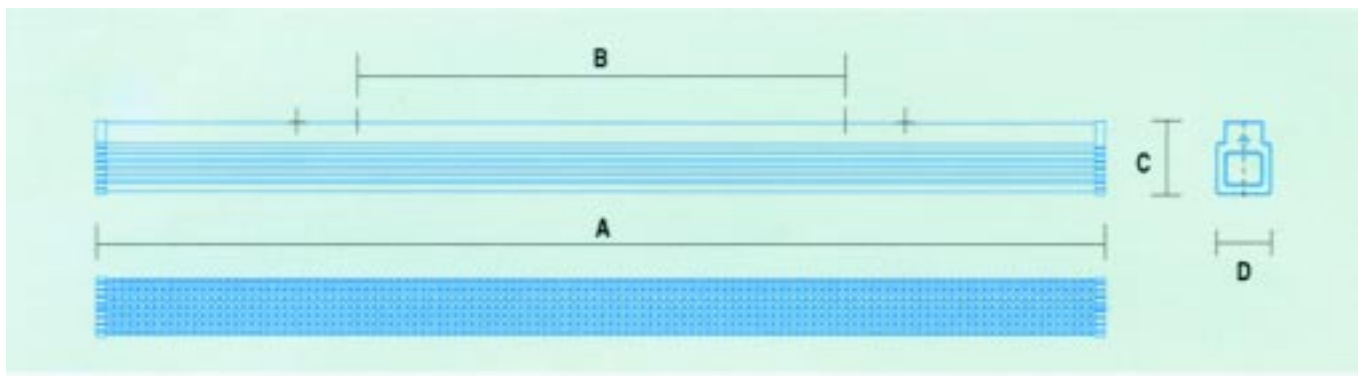
Two nos. 20 mm knockouts facilitate mounting on conduit pipes.

CABLE ENTRY:

Is through conduit knockouts.

APPLICATIONS:

For aesthetic lighting of drawing rooms, living rooms, commercial establishments etc.



Cat Ref	Lamp			Voltage (V)	Current (A)	Dimension (mm)				Approx Wt (Kgs)	Case lot (Nos)
	Type	No	Watts			A	B	C	D		
DSJA12LDB	FTL	1	18/20	230	0.37	634	360	86	69	1.0	8
DSJA14LDB	FTL	1	36/40	230	0.39	1240	600	86	69	1.85	8
DSJA24LDB	FTL	2	36/40	230	0.78	1240	600	88	113	2.85	8

1. DSJA, DSJB, DSJC are with 'amber', 'blue', and 'clear' colour bands respectively.

2. If 1x36/40 W FTL luminaire is required with electronic ballast EBFN14LC, please replace suffix 'LDB' with 'EBLC' in the Cat. Ref. of the luminaire.

DOMESTIC MIRRORLITE LUMINAIRE



IP 20

DML/DMLD/DMLU

LUMINAIRE:

Channel is fabricated from CRCA MS sheet and stove enamelled white inside and outside. Prewired with vacuum pressure impregnated copper ballast, push fit bi-pin rotor holders, starter and mains connector. Color options for decorative end covers are white (W), deep blue (B), orange (O), H.G grey (G), post office red (R) & black (BK). DMLD has a specially designed serrated polystyrene opal diffuser for improved aesthetics.

CABLE ENTRY:

Is through conduit knockouts.

MOUNTING:

Two nos. 20 mm dia knockouts facilitate conduit mounting. Two nos. 6.5 mm dia holes are provided for surface mounting.

MAINTENANCE:

End covers and diffuser can be easily removed for lamp replacement.

APPLICATIONS:

Widely used for conduit suspension or closed ceiling mounting in domestic interiors, offices, commercial establishments and indoor areas.

Ultra Slim version of the luminaire prewired VPIT ballast USB 6020 / USB 6040 also available Cat. Ref. for which is DMLU 12/ 14 LUB & suitable for single 18/36 W FTL (width of luminaires is only 36 mm).



Cat Ref	Lamp			Voltage (V)	Current (A)	Dimension (mm)			Approx Wt (Kgs)	Case lot (Nos)
	Type	No	Watts			A	B	C		
DML12LDB	FTL	1	18/20	230	0.38	682	53	92	1.3	20
DML14LDB	FTL	1	36/40	230	0.39	1292	53	92	1.9	10
DMLD12LDB	FTL	1	18/40	230	0.38	682	53	92	1.3	20
DMLD14LDB	FTL	1	36/40	230	0.39	1292	36	92	1.9	10
DMLU12LUB	FTL	1	18	230	0.38	650	36	67	1.3	20
DMLU14LUB	FTL	1	36	230	0.39	1255	36	67	1.3	20

1. Please add suffix 'W', 'B', 'O', 'G', 'BK', 'R' to Cat. Ref. for white, blue, orange, gray, black or red end covers respectively. e.g. DMLD14LDB/B indicates luminaire with blue end covers.

2. If 1x36/40 W FTL luminaire is required with electronic ballast EBFN14LC, please replace suffix 'LDB' with 'EBLC' in the Cat. Ref. of the luminaire. e.g. DML14EBLC is Mirrorlite luminaire with electronic ballast. Only DML and DMLD luminaires are available with electronic ballast.